


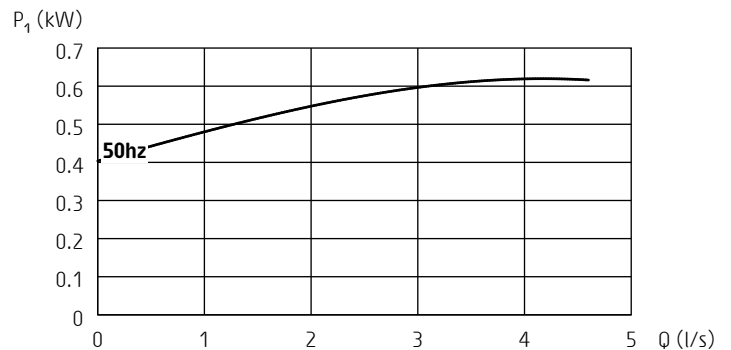
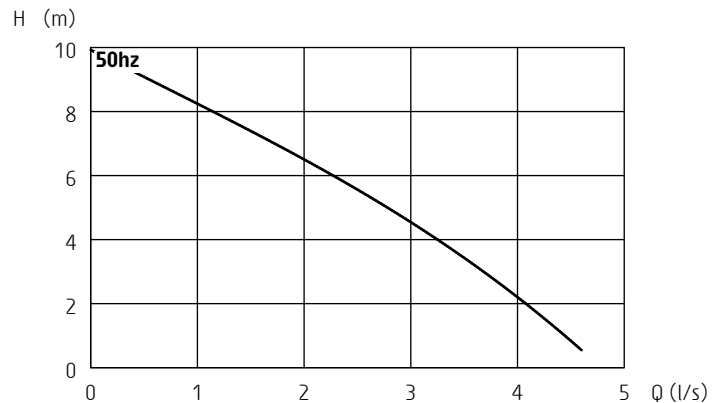
## Primo S4

Electrical submersible sludge pump



50 Hz	Primo S4
Discharge connection	2"
Rated power $P_2$ [W]	400
Max. power consumption $P_1$ [W]	650
Shaft speed [rpm]	2800
Rated current at 115V	5,8 A
Rated current at 230V	2,8 A
Solids passage [mm]	25
Height [mm]	373
Diameter [mm]	241
Weight [kg]	10

Other voltages on request



ISO 9906/A

### Pump types

Single phase

### Classification

Electrical submersible sludge pump

Protection class: IP 68

### Electrical motor

1-phase: Squirrel cage induction motor with run capacitor

Insulation class: E

### Motor protection

1-phase: Temperature guard

### Cable

1-phase: H07RN-F, 10 m (33 ft) / 16AWG/3, 33 ft

### Limitations

Max. submersion depth: 5 m (16,5 ft)

Max. liquid temperature: 35 °C

Allowed pH range: 6,5 - 8

### Shaft seals

Double mechanical seals running in an oil compartment

Material lower seal: *Silicon carbide - Silicon carbide*

Material upper seal: *Silicon carbide - Silicon carbide*

### Bearings

Ball bearings

### Discharge connection

2" hose, ISO thread, NPT thread

### Materials

Pump top: *Aluminium*

Outer casing:-

Stator housing: *Aluminium*

Motor shaft: *Stainless steel*

Impeller: *Cast iron*

Diffuser: *Cast iron*

Screws and nuts: *Stainless steel*

Specifications can be changed without notice