

A 40 YEAR LONG SUCCESS STORY...  
THAT KEEPS ON GOING!



**TELESCOPIC HANDLERS**





We are the only company worldwide that manufactures both mixer wagons and telescopic handlers



## AGRICULTURE RANGE

## CONSTRUCTION RANGE



Expansion of the telescopic handler range confirms Faresin's sense of partnership with its customers through commitment going back more than 40 years.

### OUR RANGE

Choose the transmission, the engine, the hydraulics and all the other options that best meet your requirements from the 51 models in the new telescopic handler range.

**Make the most of your machine at the highest levels thanks to the new continuous variation transmission.**

**Reduce consumption by 20% and increase available power for your telescopic handler thanks to the new stage IIIB Deutz engines with Common Rail technology.**

**The new Queen cab is available on most of the range. It was designed to provide 20% more visibility and incomparable comfort. Thanks to the multi-function joystick and the 5" colour display, you will enjoy an ease of machine utilisation and control that you have never experienced for a telescopic handler.**

The exclusive **hydraulic system with axial piston variable pump with Load sensing control**, together with the continuous variation transmission, will enable operators to operate the machine with a light touch, coupled with total control and precision.

Models	51
Boom height	from 5.7 to 22 m
Maximum capacity	from 2500 to 7000 kg
Engine size	52kW/70CV - 115kW/156CV





**SMALL RANGE**

page 16

6.25

The 6.25 telescopic handler is the most suitable model for rooms and work environments where space is at a premium. The 70 HP Yanmar engine provides all the power needed for handling operations in Agriculture, nurseries or cleaning livestock and poultry sheds.



**COMPACT RANGE**

page 18

6.30  
7.30  
9.30

The Compact range, thanks to its small dimensions (2230 mm height with 20" wheels and 2106 mm width) will allow you to work in narrow areas with extreme ease, reaching heights from 6 to 9 metres with a maximum load of 3000 kg.



**MIDDLE RANGE**

page 22

7.30  
7.35  
7.45  
8.40  
9.30  
11.35

Choose among the 24 configurations in this range ideal for medium/large agricultural companies seeking a ductile machine that, thanks to applied new technologies, ensures management savings and high performances.



**HEAVY DUTY**

page 26

9.55  
9.70  
10.65

The three new models in the Heavy Duty range, born for the agricultural, housing and construction sectors offer power, precision and control. Available in various transmission types with a maximum speed of 40 Km/h and four driving modes. Max lifting capacity from 5.5 to 7 tons and maximum height from 9 to 10 metres.



**BIG RANGE**

page 30

14.35  
14.42  
17.30  
17.40

Faresin's Big Range, thanks to front stabilisers and side levelling, is the ideal choice for all material handling operations in site areas. The structure of the boom built in two sections for a length of 14 metres or three sections for 17 metres is designed to ensure maximum functionality even in routine maintenance operations thanks to the external cylinder.



**STORM RANGE**

page 32

22.45 Evo

The Storm Range embraces Faresin's rotary telescopic handlers currently interpreted by the 22.45 evo model achieving a maximum height of 22 metres for a maximum capacity of 4.5 t. This is an ideal machine for users needing to reaching significant heights with the ductility of the turret rotating continuously around 360°.



# COMFORT | QUEEN CAB



40 years of commitment  
to our customers

Colour coded multi-functions  
LCD Display

New multi-function  
joystick

Steering wheel with  
adjustable height

Seat ensuring maximum  
comfort, adjustable in height,  
depth and suspension

Interior design of the new Queen Cab

**ELECTRO-PROPORTIONAL MULTI-FUNCTION JOYSTICK** FOR OVERALL CONTROL OF THE MACHINE

**QUEEN CAB** NEW DESIGN FOR OPTIMAL ERGONOMICS AND WITH 20% EXTRA VISIBILITY



New, appealing design of the Queen Cab

Today, Faresin's handlers and mixer wagons are equipped with the same cab, to support extremely user-friendly transition from one machine to another.

Discover the features of the new Queen Cab available on the compact and middle ranges and heavy duty

- Area of **non-reflecting glass** expanded by 20%
- Operate with **swiftness and precision** thanks to the **electro-proportional joystick** and the **ergonomic control panel** made using new materials
- **Intuitive multi-function colour LCD display**
- **Anatomical seat** adaptable to the **weight and height** of the driver
- **Make your working environment more comfortable** with the efficient air conditioning, heating and ventilation system
- **LED front and rear working lights** as standard
- Sun shade (option)
- New door upholstery with added document pockets
- The cabin complies with EC, ROPS and FOPS Standards



# POWER AND REDUCED CONSUMPTION AT YOUR FINGERTIPS



A 40-year long partnership  
with Deutz and other leading brands



Consumption reduced  
by 20%

TIER 4i/STAGE IIIB

Optimal access for technical  
assistance and controls

Compact range

TIER 4i **ENGINES** FOR POWER AND RELIABILITY  
CONSUMPTION REDUCED BY 20%  
INCREDIBLE ACCESS

**NEW DESIGN** : EVEN MANY YEARS DOWN THE  
LINE, THE LOOK OF YOUR MACHINE WILL DIFFER  
FROM THAT OF OLD MODELS, THANKS TO THE  
BONNET, WHICH IS READY TO BE FITTED WITH  
FUTURE TIER4 FINAL ENGINES



VPSe engine.



New Compact range bonnet.

## The best balancing of weights

to ensure maximum manoeuvrability in complete safety

## Discover the features of the new Deutz engine

The new Deutz **Tier 4i/Stage IIIB turbo Intercooler Common Rail 90kW/122CV** and **115kW/156CV** engines with DOC and DOC + DPF post-treatment system are ideally dimensioned for exceptional durability, lower consumption and better exploitation of the torque curve. The VPSe TOP models are also fitted with a particulate filter. In various models of this range, it is the most powerful in its class, but manages to achieve a **20% fuel consumption reduction** compared to Stage IIIA models.

**Stage IIIA** engines are available except for and VPSe TOP configurations (see details in specification sheets).

The engine, **fitted lengthwise**, provides greater **stability** and improved **weight balancing**. Engine overheating is not a problem that you will encounter, thanks to the new **large radiant mass** facing the direction of travel and the new bonnet designed to maximise air flow. **You will be able to perform engine maintenance procedures easily, from ground level, thanks to the bonnet and the exchanger's air intake grilles rapid release.** The air filter is protected both by a dust-ejection system and a cyclonic prefilter.

## ECOlogical and ECONomical

1. The new Deutz Tier 4i/Stage IIIB ecological engines used by Faresin in the Compact and Middle ranges ensure **20% less consumption** compared to the previous models fitted with Stage IIIA engines.
2. The use of the **continuous variation transmission in Eco mode** helps **save up to 20%**, while reaching maximum speed at low rpm.
3. By **automatically adjusting hydraulic oil delivery depending on the demand from the various hydraulic circuits**, the exclusive **hydraulic system** of compact and middle range handlers enables a substantial fuel consumption reduction, as well as a longer life span for components.
4. You will also **save time and fuel**, thanks to the **high boom lowering speed at low engine rpms** ensured by **ECOFAS** technology, a valve with a regenerating circuit that exploits the weight of the boom itself.





# FULL CONTROL

## VPSe

CONTINUOUS VARIATION TRANSMISSION  
+ ELECTRONIC SYSTEM =  
TOTAL POWER MANAGEMENT  
WITH 20% LOWER CONSUMPTION

### CONTINUOUS VARIATION TRANSMISSION

The **VPSe** code identifying this Faresin range of telescopic handlers is the acronym of **Variable Power System**. These machines are equipped with a **continual variation transmission** developed in collaboration with Bosch Rexroth offering a maximum speed of **40 km/h**. The **VPSe TOP (Variable Power System electronic)** models are fitted with an effective continuous transmission that, coupled with the versatility of the traction's electronic management system and the large engine size enables the optimal use of power and speed under any conditions. **The CVT system** developed in collaboration with Bosch Rexroth **has 2 continuous variation hydrostatic engines fed by a continuous variation hydrostatic pump**. The electronic control unit manages engine and pump cylinder capacity, as well as the clutch that enables the uncoupling of one of the two engines and manages the gearbox. The control unit anticipates operator requirements, supporting optimal performance. This type of transmission provides **several operating modes**.



### FULL CONTROL WITH EVERY APPLICATION (VPSe TOP)

- 1. Manual accelerator** that adjusts engine rpm independently of forward speed (in CREEPER mode)
- 2. Torque limiter** that adjusts the wheel's traction force (in CREEPER and HANDLING mode)
- 3. Forward speed adjustment** (in CREEPER mode)



### 4 OPERATING MODES FOR VPSe TOP MODELS

- DRIVE** for transfers at 40 km/h
- ECO** save up to 20% of fuel thanks to this function which helps reach maximum speed by optimising engine rpm
- HANDLING** get optimal performance from your bucket by leveraging power and reducing speed
- CREEPER** use equipment requiring a work speed independent of engine rpm such as the sweeper simply by setting the joystick

### HYDROSTATIC TRANSMISSION WITH MECHANICAL GEARBOX

**All Faresin telescopic handler ranges are equipped (or can be equipped) with a hydrostatic transmission and mechanical gearbox.** This type of transmission compared to mechanical-only or powershift transmissions ensures better sensitivity and management of movements - ideal for repositioning material and applications requirements numerous forward-reverse operations. The machine can be accelerated or decelerated simply using the accelerator pedal thereby minimising the use of the brake.  
**Faresin's hydrostatic transmission can achieve a maximum speed of 30 km/h and two hydraulic gears or 40 km/h with two hydraulic and two mechanical gears.**  
Optimal speed and torque management is achieved by selecting the appropriate gear and without losing power.

### NEW HYDROSTATIC TRANSMISSION FOR THE HEAVY DUTY RANGE

In the **GLS** version of the Heavy Duty range you can exploit the new hydrostatic transmission with two-speed mechanical gearbox with **4 operating modes** (DRIVE, ECHO, HANDLING and CREEPER) that will allow you achieving maximum speed and power (DRIVE), a reduction in consumption during transfers (ECO), maximum push capacity (HANDLING) and motor RPM management regardless of the speed of advancement for the use of accessories such as straw nozzle and sweeper (CREEPER)..

### 3 STEERING SYSTEMS

The three steering systems and the four drive wheels of your loader provide total control in all working conditions.



FRONT STEERING



ALL WHEELS STEERING



"CRAB" STEERING




A 40-year long partnership with Bosch Rexroth and other prestigious brands



Compact range





Rear handler (optional)



## BSC (BOOM SPEED CONTROL)

The exclusive **BCS** system (available as an option on the versions equipped with load sensing system) **will let you conveniently control**, via a potentiometer placed inside the cab, **the speed of movements of the arm.** In this way, you can have the right precision and sensitivity during movements, both precision ones, such as when placing bales, or fast ones as the load of manure or other products.

## ECOFAST THE HEART IN THE BOOM

You can benefit from **ECOFAST technology** - a revolutionary valve available on the compact and middle ranges:

- **save time and fuel**, thanks to the high **boom lowering speed at low engine RPMs** supported by the regenerative circuit that leverages the boom's weight;
- activate the **floating function** (optional) for pieces of equipment that require it, such as the snow blade;
- experience the **comfort of the BLC "BumpLess Control"** function, that absorbs any shocks generated by the sudden stop caused by the lowering of the boom;
- work in utmost safety thanks to the **SM "Slow Motion"** function, that slows down the boom movements when the anti-tilt system is at pre-stage;
- **increase your comfort and travel in utmost safety, without losing the load** you are carrying thanks to the **"Boom Suspension" - BS** - function, that can be activated from a cabin-mounted control (optional).

## HYDRAULIC TECHNOLOGY

These handlers are equipped with an hydraulic pump having variable displacement pistons and **electro-proportional Load Sensing** control. This technology allows capacity to be modulated in relation to requirements, thereby reducing fuel consumption (available on Compact and Middle ranges).



Rear hydraulic distributor


## HIGH TECHNOLOGY FOR COMFORT, SAFETY AND SAVINGS

The exclusive hydraulic system on these **handlers** ensures smooth machine manoeuvring with excellent **smoothness, control and precision**. Therefore, they will be able to improve work cycle times and work swiftly. This technology leverages the engine power in an efficient way and is suitable **for heavy, continuous use, also supporting several movements at the same time**. By automatically adjusting hydraulic oil delivery depending on the demand from the various hydraulic circuits, this hydraulic system enables a substantial fuel consumption reduction, as well as a longer life span for components (versions with LS).

To ensure your safety, we have introduced **Active Speed Limiter (ASL)** technology to restrict forward speeds when the boom is raised (as standard on all models).

## 155° TILTING

Small and compact range models will enable you to get the best of your equipment, thanks to the new boom's head with euro connection and a **wide tilt angle of 155°**.



## COMPACT RANGE THE ONLY ONE CAPABLE OF LIFTING UP TO 9 M IN JUST 2.3 M HEIGHT

These models provide the safety of a stable machine, coupled with **superb ease of manoeuvring** thanks to their **reduced turning circle**. In these models, we have **increased ground clearance** to help you drive on challenging ground.

## INCHING TOTAL FORWARDS CONTROL


**Oil-cooled disc, power-assisted breaking** with inching function, imperative when forward speed needs to be reduced or stopped but your equipment needs maximum hydraulic power.

## SUPPLIERS OF THE HIGHEST CALIBRE

We deal with the best suppliers on the market, to guarantee compliance with Faresin telescopic handlers' and mixing wagons' high quality standards. These are some of the brands we partner with:

- **Bosch Rexroth** for hydraulic components;
- **Carraro** for transmission components;
- **FPT, Deutz** engines.

A 40-year long partnership with Carraro and other leading brands



Middle range





## PROPORTIONAL CONTROL OF LATERAL LEVELLING

Take advantage of the new Heavy Duty range standard frame hydraulic levelling that allows you correcting the tilt from  $\pm 10^\circ$ , thus making possible handling safely even in sloping terrain.

The levelling control is entirely proportional so you can adjust its speed and accuracy.

## REGENERATIVE SYSTEM

With the **Compact Range**, **Middle Range** e **Heavy Duty** you can take advantage of new regenerative system technology, which gives you maximum ascent speed of the arm at low engine revolutions, thus saving time and fuel.

This technology retrieves the oil leaving the non-fed room of the arm-lifting cylinder to increase the capacity and therefore the angular velocity of the arm, resulting in a reduction in times of over 60% compared to machines without regenerative function.

## LIMIT SWITCH DAMPERS

In the Compact range, thanks to the introduction of limit switch dampers for the lifting, extracting and traversing cylinders, maximum comfort and safety are guaranteed in any operating condition.





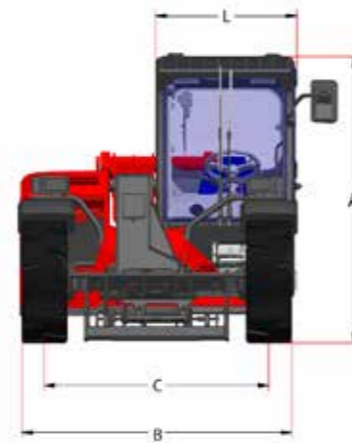
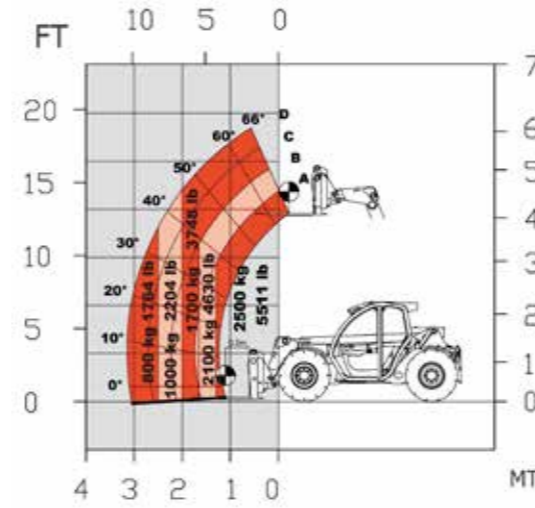
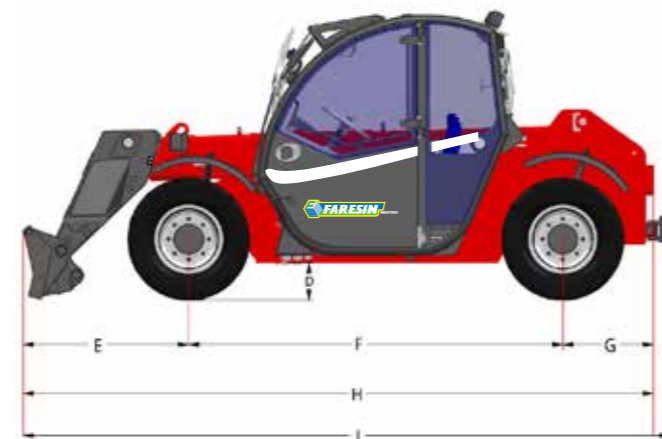
The 6.25 telescopic handler is the most suitable model for rooms and work environments where space is at a premium. The 70 HP Yanmar engine provides all the power needed for handling operations in Agriculture, nurseries or cleaning livestock and poultry sheds.



Telescopic handler 6.25 with King Cab

DIMENSIONS* (mm)	6.25
A - Height	1935
B - Width	1850
C - Front track	1500
D - Ground clearance	220
E - See drawing	1117
F - Wheelbase	2550
G - See drawing	617
H - Length without hook	4284
I - Length with hook	4397
L - Cab width	960

\*measurements with King Cab



Telescopic handler 6.25 with King Cab



Telescopic handler 6.25 with Blue Sky Cab

MODELS	6.25
<b>TELESCOPIC BOOM WITH ONE EXTENDING SECTION</b>	
Maximum lifting capacity (kg)	2500
Lift capacity at full reach (kg)	800
Lift capacity to full height (kg)	1700
Euro-type front carriage, tilt (°)	155
<b>MAXIMUM LIFT CAPACITY (m)</b>	5.7
<b>OPERATING WEIGHT (kg)</b>	4500
<b>ENGINE</b>	
Power (kW/HP)	51.1/68.5
Torque @ 1600 rmp (Nm)	244.1
<b>TRANSMISSION</b>	
Hydrostatic	
Two-speeds electro-hydraulic reverser	
Maximum speed (km/h)	27
Towing capacity (daN)	3860
<b>AXLES</b>	
Axles with differential and planetary gear box end reduction-autolocking limited slip (45%) differential system on the front axle	
<b>TANK CAPACITY</b>	
Hydraulic oil (l)	55
Fuel (l)	70
<b>SERVICES HYDRAULIC SYSTEM</b>	
Rated Capacity/Pressure (l/min)	68 @ 230 bar
Joystick With built-in reverser	hydraulic electro-proportional
<b>CAB</b>	
Blue Sky Cab	standard
King Cab	optional
<b>TYRES</b>	
Standard	12-16.5
Optional (machine height + 8 cm)	12.5-18



# COMPACT RANGE | 6.30 C - 7.30 C - 9.30 C



The Compact range, thanks to its small dimensions (2230 mm height with 20" wheels 2106 mm width) will allow you to work in narrow areas with extreme ease, reaching heights from 6 to 9 metres with a maximum load of 3000 kg.



## CONFIGURATIONS AVAILABLE FOR 6.30 C | 7.30 C | 9.30 C MODELS

COMPACT RANGE				
STANDARD CONFIGURATION AND OPTIONALS	CLASSIC COMPACT	AGRI TOP COMPACT	GLS COMPACT	VPS COMPACT
Transmission	Hydrostatic transmission with mechanical gear-change up to 40 km/h			Continuous variation 0-40 km/h
Engine (kW/HP) Stage IIIB	74/101 Deutz Common rail 3600 cm <sup>3</sup>		90/122 Deutz Common rail 3600 cm <sup>3</sup>	
Engine (kW/HP) Stage IIIA	75/100 Deutz		95/103 Deutz	
Service pump (L/min)	gears 120@230 bar		load sensing 152@250 bar	
Towing force (daN)	up to 5570	up to 5570	up to 5570	up to 7000
LED front and rear working lights	standard	standard	standard	standard
Ecofast	-	-	standard	standard
Creeper	-	-	standard	standard
Floating boom	optional	optional	optional	optional
Boom suspension	optional	optional	optional	optional
3 point linkage and rear PTO	-	-	optional	optional
Pneumatic/hydraulic trailer brakes	optional	optional	optional	optional
Constant flow for attachments	-	-	optional	optional
Cab	Queen Cab	Queen Cab	Queen Cab	Queen Cab
Air conditioning	optional	standard	standard	standard
Joystick	mechanical electro-proportional		hydraulic electro-proportional	
6-way manual diverter	standard	standard	standard	standard
Rear hydraulic distributor, dual-acting electro-proportional	-	standard	standard	standard
Rear connection for trailer lights	-	standard	standard	standard
Engine water pre-heating	optional	optional	optional	optional
Quick hitch	standard	standard	standard	standard
6-way electrical diverter with Boom-head electric socket	optional	optional	optional	optional
Boom-head electric socket	optional	optional	optional	optional
Tyres 405/70 - 20"	standard	optional	optional	optional
Tyres 405/70 - 24"	optional	standard	standard	standard
Tyres 445/70 - 24"R	optional	optional	optional	optional
Tractor homologation	optional	optional	optional	optional
Version HS 40 km/h	standard	standard	standard	standard

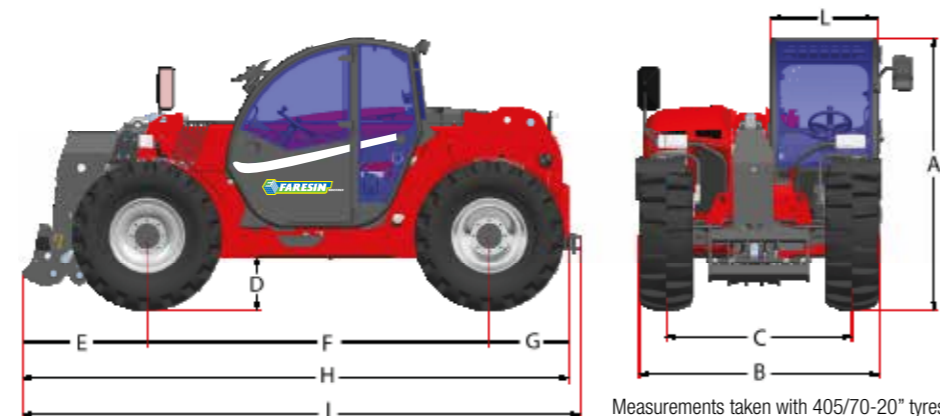


## SHARED FEATURES BY MODEL IN THE 4 CONFIGURATIONS

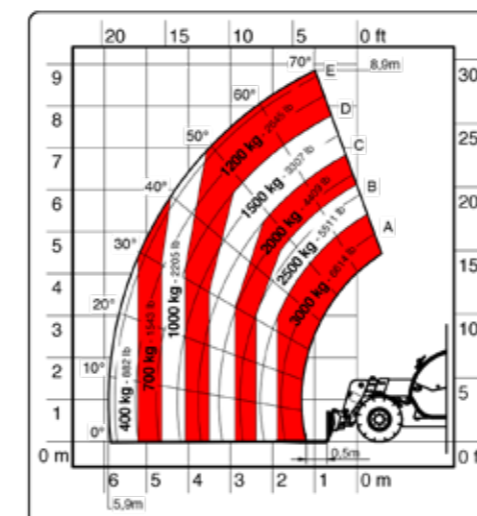
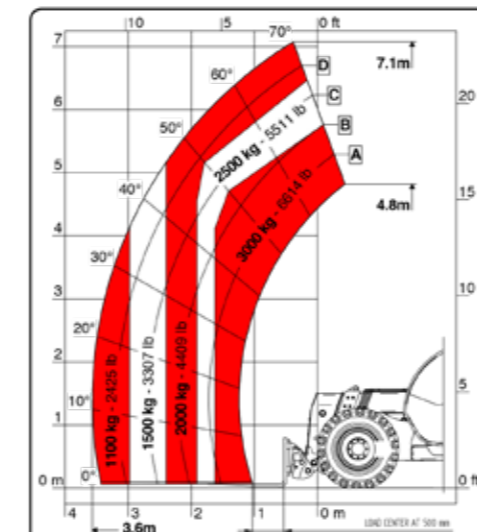
MODELS	6.30 COMPACT	7.30 COMPACT	9.30 COMPACT
<b>WEIGHT</b> (kg)	6550	6550	6950
<b>PERFORMANCE</b>			
No. of extending sections	1	1	2
Maximum capacity (kg)	3000	3000	3000
Maximum lift capacity (m)	6	7	8.9
Maximum horizontal reach (m)	2.3	4.1	5.8
Reach at maximum height (m)	0.0	0.25	0.9
Fork tilt angle (°)	155	155	155
<b>TANK CAPACITY</b>			
Hydraulic oil tank (l)	150	150	150
Diesel tank (l)	120	120	120
<b>FRONT CARRIAGE TYPE</b>			
	EURO	EURO	EURO

## DIMENSIONS

DIMENSIONS (mm)	6.30 COMPACT	7.30 COMPACT	9.30 COMPACT
<b>A</b> - Height	2260	2260	2260
<b>B</b> - Width	2117	2117	2117
<b>C</b> - Front track	1602	1602	1602
<b>D</b> - Ground clearance	350	350	350
<b>E</b> - Front cantilever	1046	1046	1046
<b>F</b> - Wheelbase	2950	2950	2950
<b>G</b> - Rear cantilever	684	684	684
<b>H</b> - Length without tow hook	4680	4680	4680
<b>I</b> - Length with tow hook	4781	4781	4781
<b>L</b> - Cab width	960	960	960



## LOAD DIAGRAM



Compact range load diagrams.  
Other load diagrams are available at [www.faresindustries.com](http://www.faresindustries.com).





Choose among the **24 configurations** in this range ideal for medium/large agricultural companies seeking a ductile machine that, thanks to applied new technologies, ensures management savings and high performances.



## CONFIGURATIONS AVAILABLE FOR 7.30 | 7.45 | 8.40 | 9.30 | 11.35 MODELS

RANGE 7-8-9-11				
STANDARD CONFIGURATION AND OPTIONALS	CLASSIC	AGRI TOP	GLS	VPSe TOP
Transmission	Hydrostatic up to 30 km/h		Hydrostatic with mechanical gear-change up to 40 km/h	
Engine (kW/HP) Stage IIIB	74/101 Deutz Common rail 3600 cm <sup>3</sup>		90/122 Deutz Common rail 3600 cm <sup>3</sup>	90/122 Deutz Common rail 3600 cm <sup>3</sup> 115/156 Deutz Common rail 4100 cm <sup>3</sup>
Engine (kW/HP) Stage IIIA	75/100 Deutz		103/140 Deutz	
Exhaust gas post-treatment system			DOC	DOC ( DOC + DPF 115/156 Deutz)
Service pump (L/min)	gears 120@230 bar		load sensing 152@250 bar	
Towing force (daN)	up to 5840	up to 7920	up to 7920	up to 11190
LED front and rear working lights	standard	standard	standard	standard
Ecofast	-	-	standard	standard
Creeper	-	-	standard	standard
Floating boom	optional	optional	optional	optional
Boom suspension	optional	optional	optional	optional
3 point linkage and rear PTO	-	-	-	-
Pneumatic/hydraulic trailer brakes	optional	optional	optional	optional
Constant flow for attachments	-	-	optional	standard
Cab	Queen Cab	Queen Cab	Queen Cab	Queen Cab
Air conditioning	optional	standard	standard	standard
Joystick	mechanical electro-proportional		hydraulic electro-proportional	
6-way manual diverter	optional	optional	standard	standard
Rear hydraulic distributor, dual-acting electro-proportional	-	standard	standard	standard
Rear connection for trailer lights	-	standard	standard	standard
Engine water pre-heating	optional	optional	optional	optional
Quick hitch	standard on 7.30 E - optional on others	standard on 7.30 E - optional on others	standard	standard
6-way electrical diverter with Boom-head electric socket	optional	optional	optional	optional
Boom-head electric socket	optional	optional	optional	optional
Tyres 405/70 - 20"	standard	optional	optional	optional
Tyres 405/70 - 24"	optional	standard	standard	standard
Tyres 445/70 - R24"	optional	optional	optional	optional
Tractor homologation	-	option (no 11.35)	option (no 11.35)	option (no 11.35)
Version HS 40 km/h	optional	standard	standard	standard

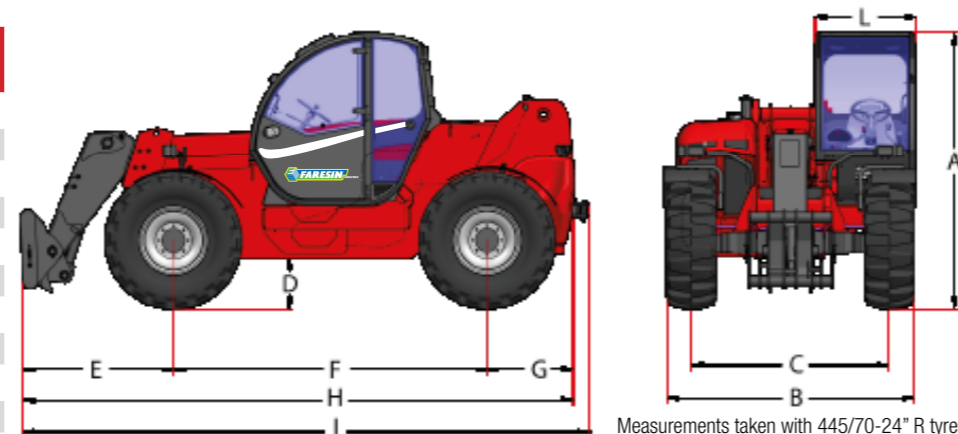


## FEATURES BY MODEL

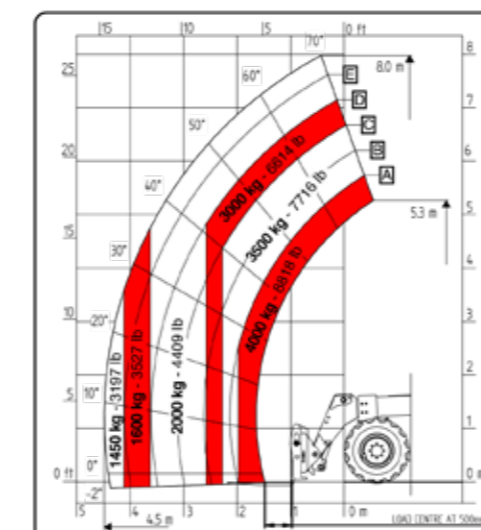
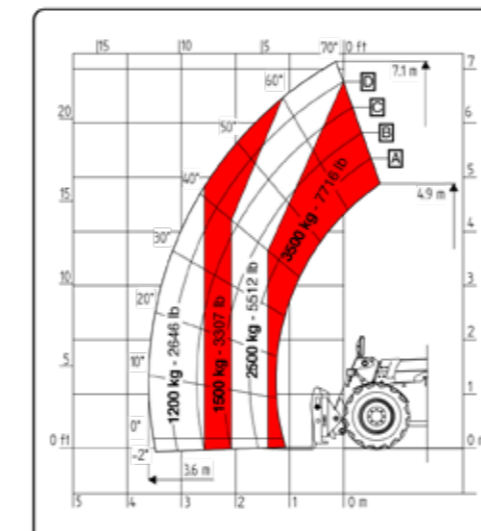
MODELS	7.30	7.35	7.45	8.40	9.30	11.35
<b>WEIGHT</b> (kg)	8050	8050	8650	8800	8850	9150
<b>PERFORMANCE</b>						
No. of extending sections	1	1	1	1	1	2
Maximum capacity (kg)	3000	3500	4500	4000	3000	3500
Maximum lift capacity (m)	7.1	7.1	7.1	8	9	10
Maximum horizontal reach (m)	4.1	4.1	4.1	4.3	5.9	7.3
Reach at maximum height (m)	0.4	0.35	0.4	0.35	1	1.5
Fork tilt angle (°)	144	144	144	144	144	144
<b>TANK CAPACITY</b>						
Hydraulic oil tank (l)	150	150	150	150	150	150
Diesel tank (l)	120	120	120	120	120	120
<b>FRONT CARRIAGE TYPE</b>						
	EURO	FH	FH	FH	FH	FH

## DIMENSIONS

DIMENSIONS (mm)	7.30 E	7.35	7.45	8.40	9.30	11.35
<b>A</b> - Height	2570	2570	2570	2570	2570	2570
<b>B</b> - Width	2379	2379	2379	2379	2379	2379
<b>C</b> - Front track	1862	1862	1862	1862	1862	1862
<b>D</b> - Ground clearance	420	420	420	420	420	420
<b>E</b> - Front cantilever	1008	1008	1008	1426	1997	1391
<b>F</b> - Wheelbase	2950	2950	2950	2950	2950	2950
<b>G</b> - Rear cantilever	821	821	821	821	821	821
<b>H</b> - Length without tow hook	4779	4779	4779	5197	5768	5162
<b>I</b> - Length with tow hook	4849	4849	4849	5267	5838	5232
<b>L</b> - Cab width	960	960	960	960	960	960



## LOAD DIAGRAM



Middle range load diagrams.  
Other load diagrams are available at [www.faresindustries.com](http://www.faresindustries.com).





# HEAVY DUTY | 9.55 | 9.70 | 10.65



The three new models in the Heavy Duty range, born for the agricultural, housing and construction sectors offer power, precision and control.  
Available in various transmission types with a maximum speed of 40 Km/h and four driving modes.  
Max lifting capacity from 5.5 to 7 tons and maximum height from 9 to 10 metres.



## CONFIGURATIONS AVAILABLE FOR | 9.55 | 9.70 | 10.65

### RANGE 9-10

STANDARD CONFIGURATION AND OPTIONALS	CLASSIC	GLS	VPS <sub>e</sub> TOP
Engine	Iveco 93kW 3A	Deutz 90kW 3B *	Deutz 90Kw 3B **
Transmission	Version HS	Two marches Mecaniche gearbox from standstill	Continuous variation 0-40 km/h
Service pump	Manuale 120 l/mim@2400 bar	Prop. Ls 145 l/min @ 2300 rpm	Prop. Ls 145 l/min @ 2300 rpm
Joystick	hydraulic electro-proportional	hydraulic electro-proportional	hydraulic electro-proportional
Display	Multifunc.	Multifunc.	Multifunc.
Cab queen cab	standard	standard	standard
LED front and rear working lights	standard	standard	standard
6-way manual diverter	optional	optional	optional
Rear hydraulic distributor, dual-acting electro-proportional	-	optional	optional
Rear connection for trailer lights	optional	optional	optional
Up regenerative valve	-	standard	standard
Engine water pre-heating	optional	optional	optional
Air conditioning	optional	standard	standard
Pneumatic/hydraulic trailer brakes	optional	optional	optional
Boom suspension	optional	optional	optional
Boom suspension	optional	optional	optional
Constant flow for attachments	optional	optional	optional
6-way electrical diverter with Boom-head electric socket	optional	optional	optional
Boom-head electric socket	optional	optional	optional
Multifunction reversible fan	optional	optional	optional
Tyres 18-22,5	standard	standard	standard
Version 40 km/h	standard	standard	standard
Radio	optional	optional	optional
Lateral leveling	standard	standard	standard

\* Also available with Deutz 103kW 3A motor

\*\* Also available with 115 Kw 3B motor and proportional services LS 185 l/min 250 bar

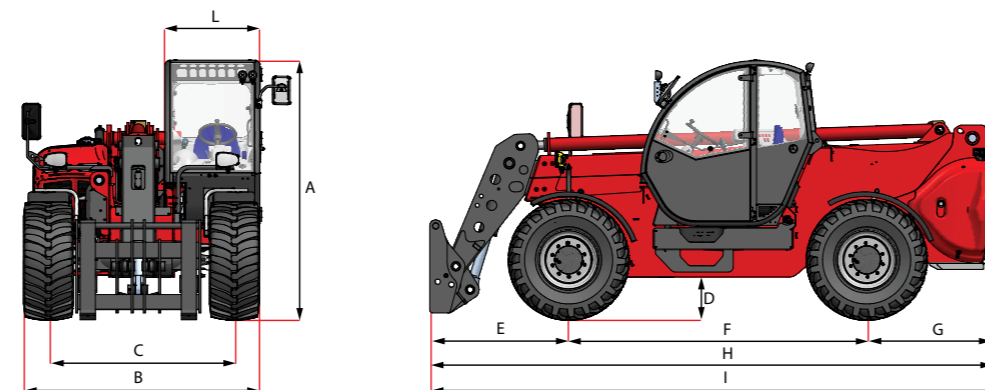


## FEATURES BY MODEL

MODELS	9.55	9.70	10.65
<b>WEIGHT</b> (kg)	10700	10700	11000
<b>PERFORMANCE</b>			
No. of extending sections	1	1	1
Maximum capacity (kg)	5500	7000	6500
Maximum lift capacity (m)	8,8	8,8	9,3
Maximum horizontal reach (m)	4,75	4,75	5
Reach at maximum height (m)	0,15	0,15	0,35
Fork tilt angle (°)	140	140	140
<b>TANK CAPACITY</b>			
Hydraulic oil tank (l)	150	150	150
Diesel tank (l)	120	120	120
<b>FRONT CARRIAGE TYPE</b>	FH 10.70	FH 10.70	FH 10.70

## DIMENSIONS

DIMENSIONS (mm)	9.55 / 9.70	10.65
<b>A</b> - Height	2550	2550
<b>B</b> - Width	2334	2334
<b>C</b> - Front track	1840	1840
<b>D</b> - Ground clearance	410	410
<b>E</b> - Front cantilever	1373	1673
<b>F</b> - Wheelbase	2950	2950
<b>G</b> - Rear cantilever	1265	1265
<b>H</b> - Length without tow hook	5888	5888
<b>I</b> - Length with tow hook	5654	5954
<b>L</b> - Cab width	960	960






# BIG RANGE | 14.35 - 14.42 - 17.30 - 17.40

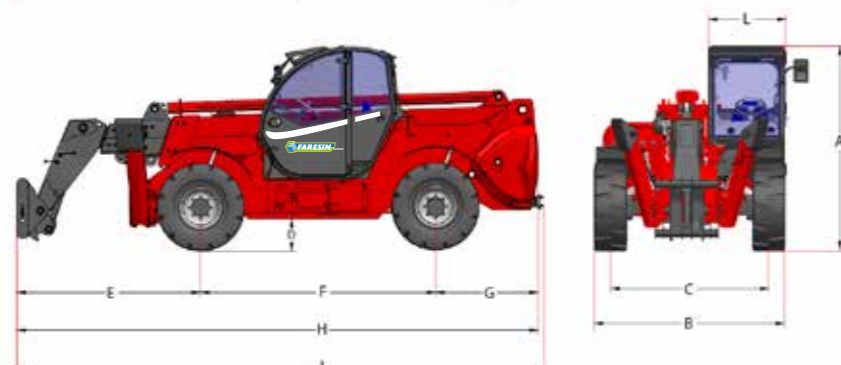
Faresin's Big Range, thanks to front stabilisers and side levelling, is the ideal choice for all material handling operations in site areas. The structure of the boom built in two sections for a length of 14 metres or three sections for 17 metres is designed to ensure maximum functionality even in routine maintenance operations thanks to the external cylinder. Soundproofed King Cab with ROPS - FOPS type-approval, heating and ventilation, electro-proportional joystick.

## DIMENSIONS

DIMENSIONS (mm)	14.35	14.42	17.30	17.40
A - Height	2500	2500	2500	2500
B - Width	2300	2300	2300	2300
C - Front track	1860	1860	1860	1860
D - Ground clearance	260	260	260	260
E - Front cantilever	2110	2110	2270	2270
F - Wheelbase	2900	2900	2900	2900
G - Rear cantilever	1270	1270	1270	1270
H - Length without tow hook	6280	6280	6440	6440
I - Length with tow hook	6350	6350	6510	6510
L - Cab width	960	960	960	960



14 metres

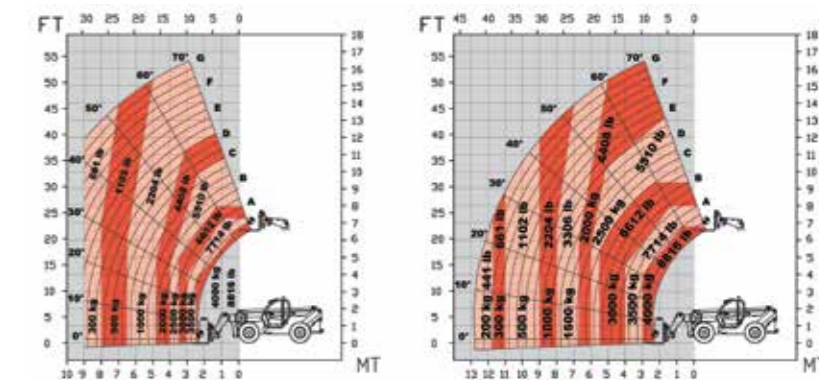


17 metres

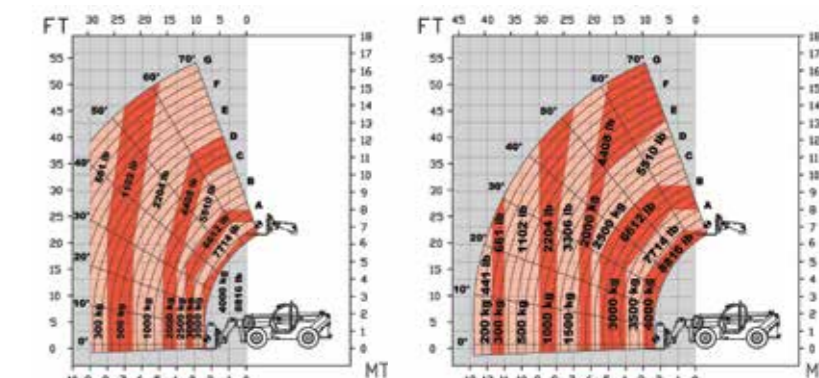
## FEATURES BY MODEL

MODELS	14.35	14.42	17.30	17.40
<b>WEIGHT</b> (kg)	11300	11400	11800	11900
<b>PERFORMANCE</b>				
No. of extending sections	2	2	3	3
Maximum capacity (kg)	3500	4200	3000	4000
Maximum lift capacity (m)	13.5	13.5	16.5	16.5
Maximum horizontal reach (m)	7	7	7.3	7.3
Reach at maximum height (m)	1.8	1.8	2.4	2.4
Fork tilt angle (°)	140	140	140	140
Towing force (daN)	6000	6000	6000	6000
<b>TRANSMISSION</b>	Hydrostatic transmission with mechanical gearbox		Hydrostatic transmission with mechanical gearbox	
<b>ENGINE</b>				
Maximum power (kW/HP)	75/102	75/102	75/102	75/102
Stage	III A	III A	III A	III A
Displacement (cm³)	4100	4100	4100	4100
Exhaust gas post-treatment system	-	-	-	-
<b>HYDRAULIC SYSTEM</b>				
Maximum flow (l/min)	110	110	110	110
Maximum operating pressure (bar)	230	230	230	230
<b>SPEED</b>				
Max speed (km/h)	32	32	32	32
<b>TYRES</b>				
Standard	405/70-20"	405/70-20"	405/70-20"	405/70-20"
Optional	405/70-24"	405/70-24"	405/70-24"	405/70-24"
<b>TANK CAPACITY</b>				
Hydraulic oil tank (l)	100	100	100	100
Diesel tank (l)	140	140	140	140
<b>FRONT CARRIAGE TYPE</b>	FH	FH	FH	FH

## LOAD DIAGRAM 14.35/14.42



## LOAD DIAGRAM 17.30/17.40





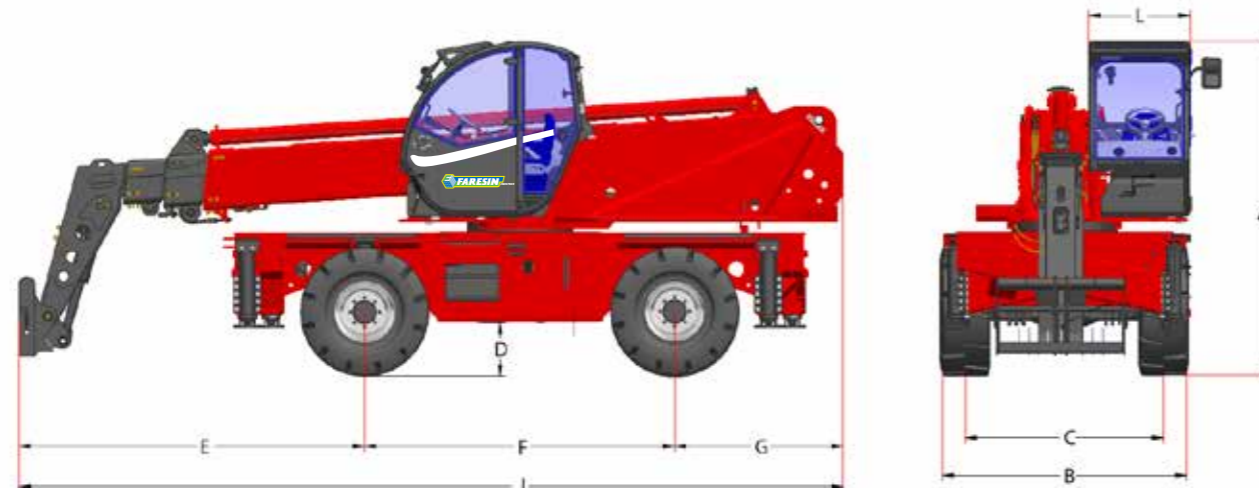
The Storm Range of Faresin rotary telescopic handlers is currently interpreted by the 22.45 evo model achieving a maximum height of 22 metres for a maximum capacity of 4.5 t.

This is an ideal machine for users needing to reaching significant heights with the ductility of the turret rotating around 360°. Soundproofed King Cab with ROPS - FOPS type-approval, heating and ventilation, electro-proportional joystick.



## DIMENSIONS

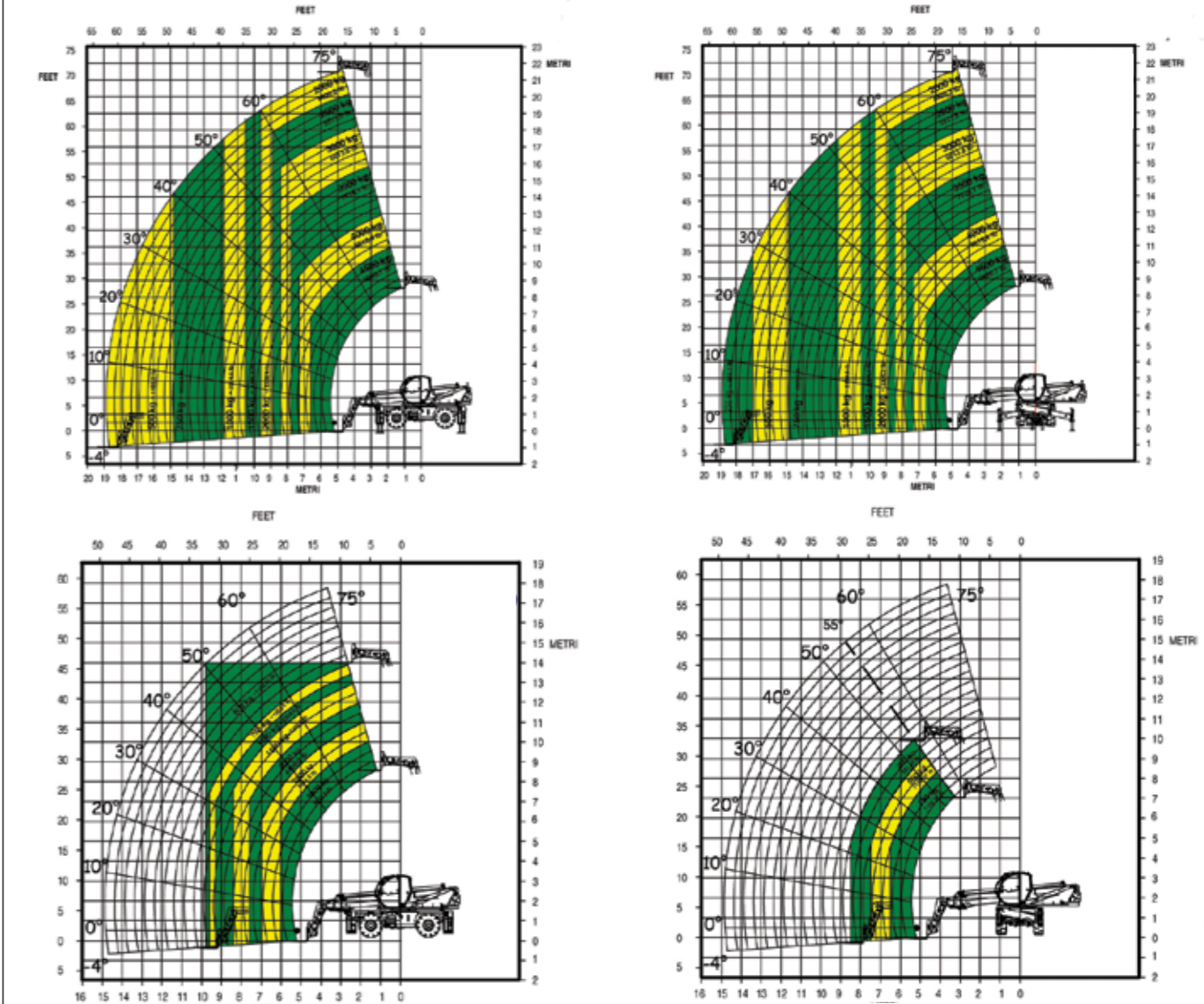
DIMENSIONS (mm)	22.45 evo
<b>A</b> - Height	3120
<b>B</b> - Width	2330
<b>C</b> - Front track	1850
<b>D</b> - Ground clearance	425
<b>E</b> - Front cantilever	3335
<b>F</b> - Wheelbase	2900
<b>G</b> - Rear cantilever	1575
<b>H</b> - Length without tow hook	7810
<b>I</b> - Length with tow hook	-
<b>L</b> - Cab width	960



## FEATURES BY MODEL

MODELS	22.45 evo
<b>WEIGHT</b> (kg)	16700
<b>PERFORMANCE</b>	
No. of extending sections	3
Maximum capacity (kg)	4500
Maximum lift capacity (m)	21.5
Maximum horizontal reach (m)	18.8
Reach at maximum height (m)	1.2
Fork tilt angle (°)	140
Towing force (daN)	-
<b>ENGINE</b>	
Maximum power (kW/HP)	93/130
Stage	IIIA
Revolutions per minute (RPMs)	2200
Displacement (cm³)	4500
Exhaust gas post-treatment system	-
<b>HYDRAULIC SYSTEM</b>	
Maximum flow (l/min)	120
Maximum operating pressure (bar)	250
<b>SPEED</b>	
Max speed (km/h)	32
<b>TYRES</b>	
Standard	18-22.5" MPT06
Optional	18-22.5" PR16
<b>TANK CAPACITY</b>	
Hydraulic oil tank (l)	140
Diesel tank (l)	115
<b>FRONT CARRIAGE TYPE</b>	
	FH

## LOAD DIAGRAM







1



2



3



4



5



6



7



8



9



10



11



12



13

- 1 Manure fork with grab L=2.4
- 2 Light materials bucket - 2.3 M<sup>3</sup>
- 3 Light materials bucket with grab
- 4 Bucket without teeth - L=2.4 m
- 5 Logs grab
- 6 Fork for dry bales with second bale clamping
- 7 Fork with 2 articulated needles
- 8 Fork with 3 articulated needles
- 9 Manure fork L = 2.4 m
- 10 Silage cutter
- 11 4x1 multipurpose bucket
- 12 Bucket with teeth - L=2.4 m
- 13 Round bale grab
- 14 Orientable sweeper - L=2.2 m
- 15 Materials carrying basket 80x200 cm
- 16 Mobile elevating work platform, two places, frontal, fixed - 80x200 cm
- 17 Mobile elevating work platform, three places, hydraulic extension - 100x210-420 cm
- 18 Radio remote control system
- 19 Extension with hook - L=4m - P=0.6 t
- 20 Extension with winch - L=4m - P=0.6 t
- 21 Extension with winch - L=2.5m - P=1.2 t
- 22 Extension with hook - L=2.5m - P=1.2 t
- 23 Small arm L=1.3 m with hook for fork carrier plate - P=3000 or 5000 kg
- 24 Forks - L=2 m
- 25 Mobile elevating work platform, three places, three-sided - 100x210 cm
- 26 Mobile elevating work platform, three places, three-sided, hydraulic extension - 100x210-420 cm
- 27 Mixing bucket (capacity 500 l) with preset electrical controls from cab for mixing and unloading
- 28 600 l sieve for handling with forks and hydraulic aperture
- 29 Quick hitch
- 30 Forks - L=1.2 m
- 31 Fork shifter and positioner - P=4t
- 32 Force shift device +/-200 mm complete with forks
- 33 Extension L=500 m with hook for fork carrier plate - P=3000 or 5000 kg
- 34 Winch for fork holder - P=1.2t o 2.5t



## AFTER-SALES

The Faresin After-Sales Service boasts a widespread network of authorised service centres and dealerships. **With the aim of providing the best level of service to end customers**, Faresin has developed programmes that can be easily accessed by its Sales and Service Network over the internet and support the seamless management of replacement and spare part, to respond to customer needs in the most timely manner.

**Purchase our planned maintenance and warranty extension packages and** discover a world of benefits: let our Service Network - that only deals with original spare parts and employs highly qualified and specialised professionals - support you.

## FARESIN HELPS YOU

We offer interesting technical assistance/service packages that help you define reliable forecasts.

For example, the possibility of extending the warranty from **500 hours or one year to 7500 hours or 5 years**.





14



15



16



17



18



19



20



21



22



23



24



25



26



27



28



29



30



31



32



33



34



# FARESIN. A RELIABLE PARTNER, ALWAYS



## WE ARE A FAMILY COMPANY

Faresin Industries is a company headquartered in Breganze (Vicenza), Italy, which designs, manufactures and sells mixer wagons for the livestock sector and telescopic handlers for the agricultural, building and industrial sectors all over the world. The company, founded in 1973 by Sante Faresin, combines the tradition of a solid, family management to the dynamic and modern outlook of a large international group, with a large network of subsidiaries, distributors and dealers in every continent. The long-standing know-how developed by Faresin Industries has made the brand a by-word for reliability, cutting-edge technology and professional technical service: in short, not a company that “just” sells machines, but a true partner who can support its customers for all their requirements, including after-sales.

## THE FARESIN BRAND REACHED THE PRESTIGIOUS MILESTONE OF 40 YEARS IN 2013

### Innovation meeting our customers' day-to-day needs.

It is a mission that started 40 years ago, from the intention of developing, manufacturing and selling all over the world high-tech machinery for the agricultural, livestock, construction and industrial sectors. Everything we do, from design to after-sales assistance, is geared towards making our customers' day-to-day activities safer, easier and more efficient.



- 1. Main Offices
- 2. Future sheet laser and plasma metal processing
- 3. Metal structure work and welding
- 4. Assembly and painting
- 5. Service and testing/logistics



## SATISFYING OUR CUSTOMERS

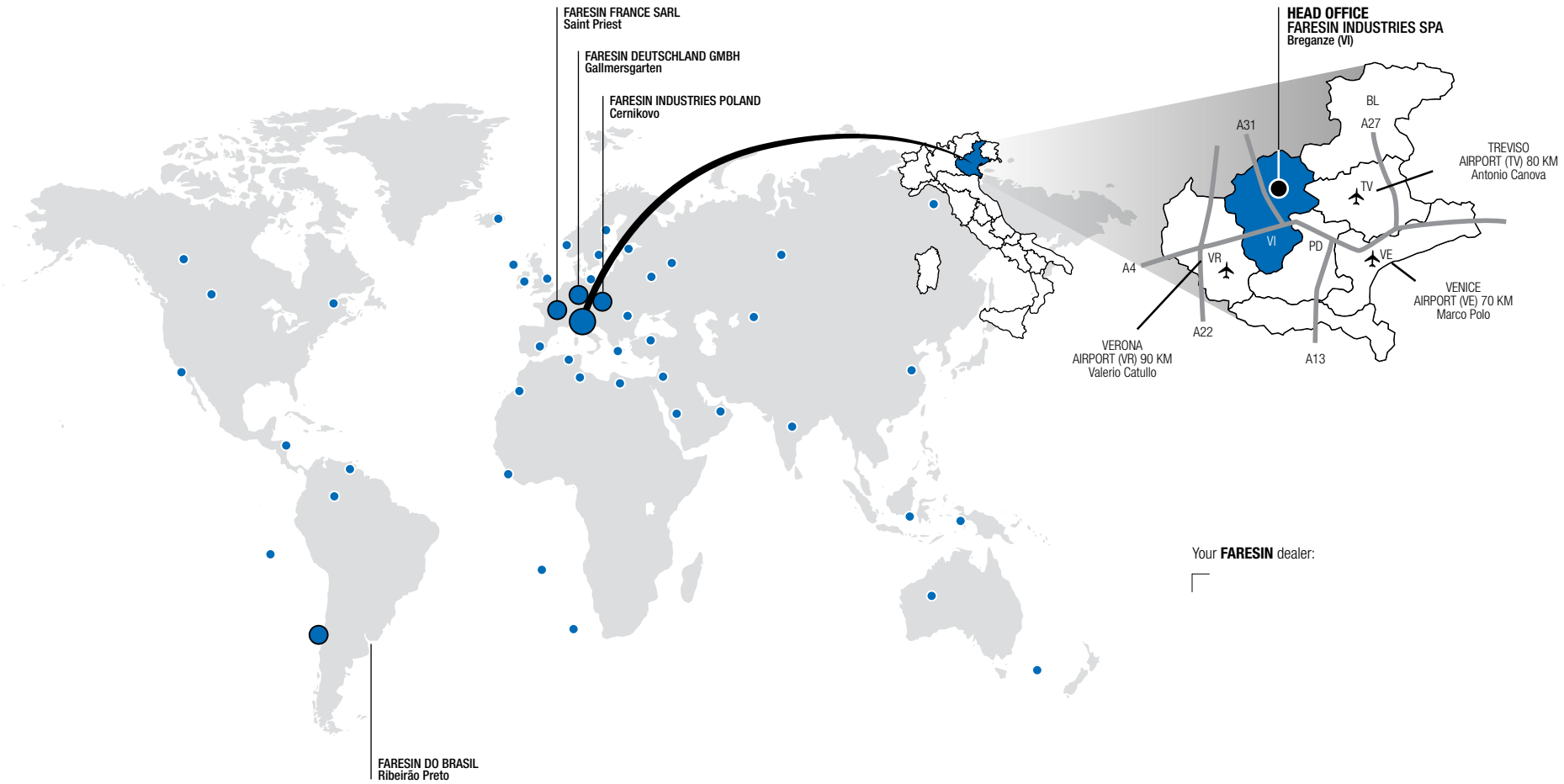
By manufacturing and selling generously designed products to them: we really believe that customer satisfaction is the yardstick of our success. **Our machines must always respond to your needs: they are built to operate 24/7, 365 days a year.** We work and we invest to improve our customers' performance, and this is why each year we reinvest at least 5% of our profits in Research & Development.



**CHALLENGES ARE TACKLED WITH TECHNOLOGY, BUT OVERCOME BY PEOPLE”**  
 SANTE FARESIN  
 PRESIDENT







Your **FARESIN** dealer:

Faresin Industries Spa reserves the right to improve its products, at any time and without any notice.  
 Data and images are not binding and may be subject to variations.

DTG/GEN/01 rev.2 10/15



**FARESIN INDUSTRIES SPA**

Via dell'Artigianato, 36 - 36042 Breganze - Vicenza - Italy - Tel. + 39 0445 800300 - Fax + 39 0445 800340 - faresin@faresin.com

[www.faresindustries.com](http://www.faresindustries.com)

